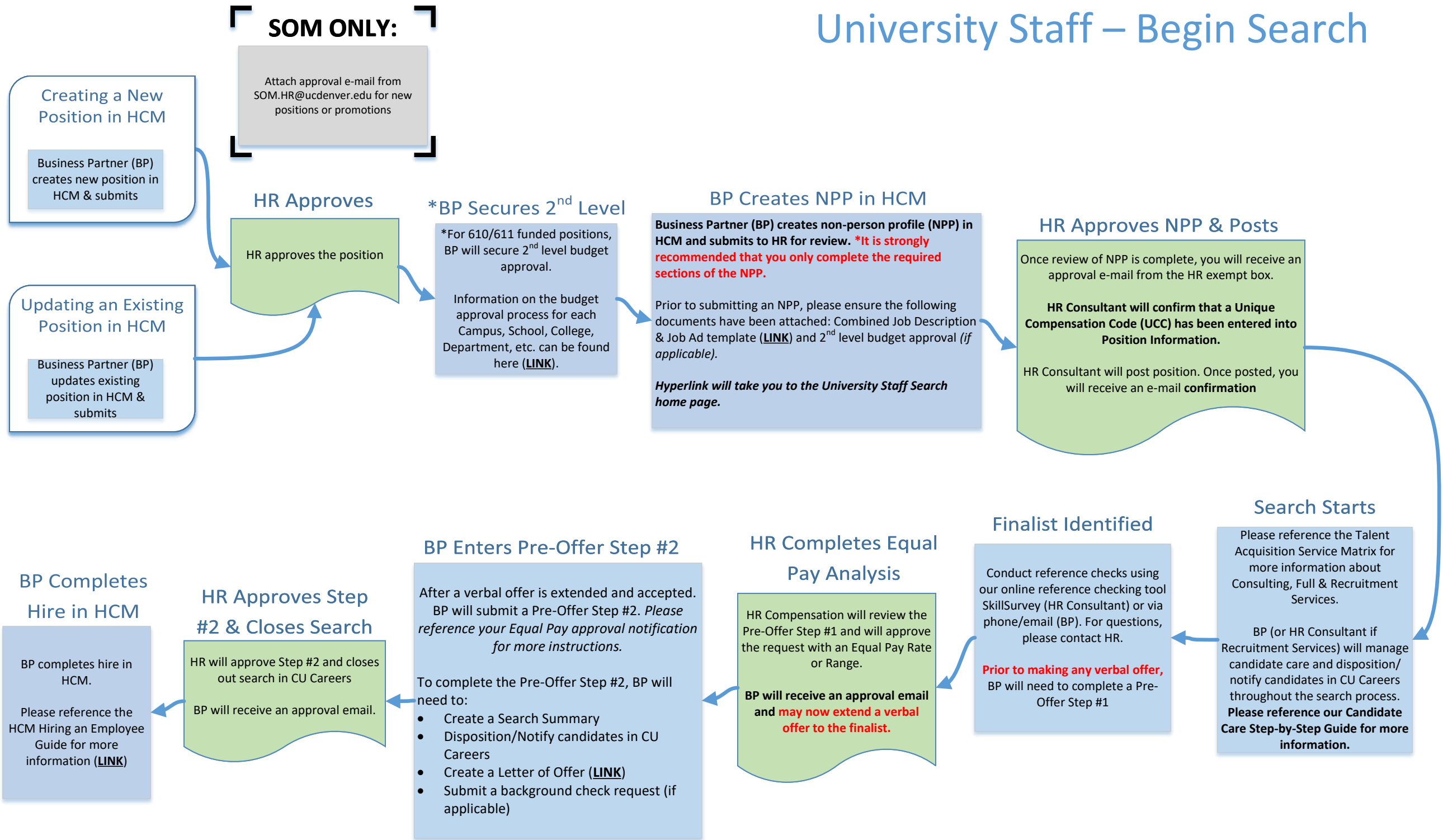
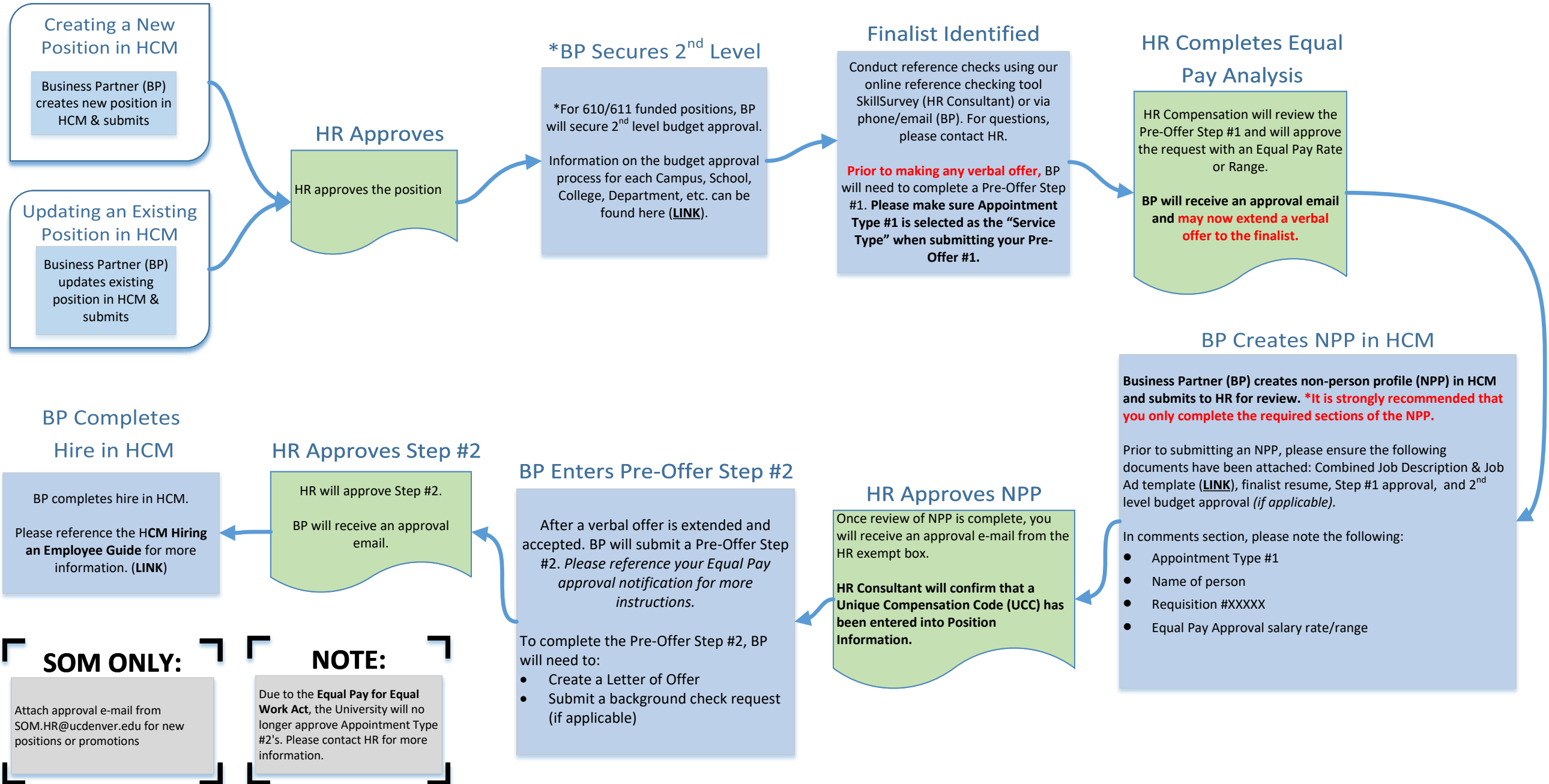


University Staff – Begin Search



University Staff –Appointment Type 1



SOM ONLY:
Attach approval e-mail from SOM.HR@ucdenver.edu for new positions or promotions

NOTE:
Due to the **Equal Pay for Equal Work Act**, the University will no longer approve Appointment Type #2's. Please contact HR for more information.

Univ Staff - Update w/ Increase (Promotion, No Posting)

NOTE:
Employee will remain in the same position number, but will move to a new job code.

Updating an Existing Position in HCM

Business Partner (BP) updates existing position in HCM & submits

***Downtown Campus:** If your unit prefers is to update Position Information later in the process, please move to the next applicable step

HR Approves

HR approves the position

***BP Secures 2nd Level**

*For 610/611 funded positions, BP will secure 2nd level budget approval.

Information on the budget approval process for each Campus, School, College, Department, etc. can be found here ([LINK](#)).

BP Creates NPP in HCM

Business Partner (BP) creates non-person profile (NPP) in HCM and submits to HR for review. *It is strongly recommended that you only complete the required sections of the NPP.

Prior to submitting an NPP, please ensure the following documents have been attached: Red-Lined Job Description ([LINK](#)), resume, and 2nd level budget approval (*if applicable*).

In comments section, please note the following:

- Update w/ Increase (Promotion)
- Name of person & Employee ID
- Proposed Salary Increase (\$00,000)
- Effective Date of Promotion

HR Reviews

HR Reviews NPP and confirms that a competitive search is not required per **University Equal Pay for Equal Work Technical Guidance** ([LINK](#)).

HR submits promotion request for Equal Pay Assessment.

HR will provide email confirmation that a request has been submitted to BP.

SOM ONLY:
Attach approval e-mail from SOM.HR@ucdenver.edu for new positions or promotions

BP Enters Pay Rate Change

***If you have not updated Position Information, please update this now and submit for approval. This must be approved prior to entering a Pay Rate Change.**

BP enters a Template Based Transaction (TBT) Pay Rate Change.

Please reference the **HCM Pay Rate Change Guide** for more information. ([LINK](#)).

***Follow steps specific to the promotion process.**

Internal Department Approver will review and approve TBT Pay Rate Change. BP will notify HR that transaction has been approved.

HR Approves Letter of Offer

HR will review and approve the Addendum Letter of Offer via email.

HR will notify BP if a criminal background check or sex offender registry check is required.

BP Creates Addendum Letter

BP will share the approved range with the Supervisor and a verbal offer can be made.

BP will draft an **Addendum Letter of Offer** ([LINK](#)) and email a copy to HR.

HR Approves NPP

Once review of NPP is complete, you will receive an approval e-mail from the HR exempt box.

HR Consultant will confirm that the Unique Compensation Code (UCC) has been updated in Position Information.

HR Completes Equal Pay Analysis

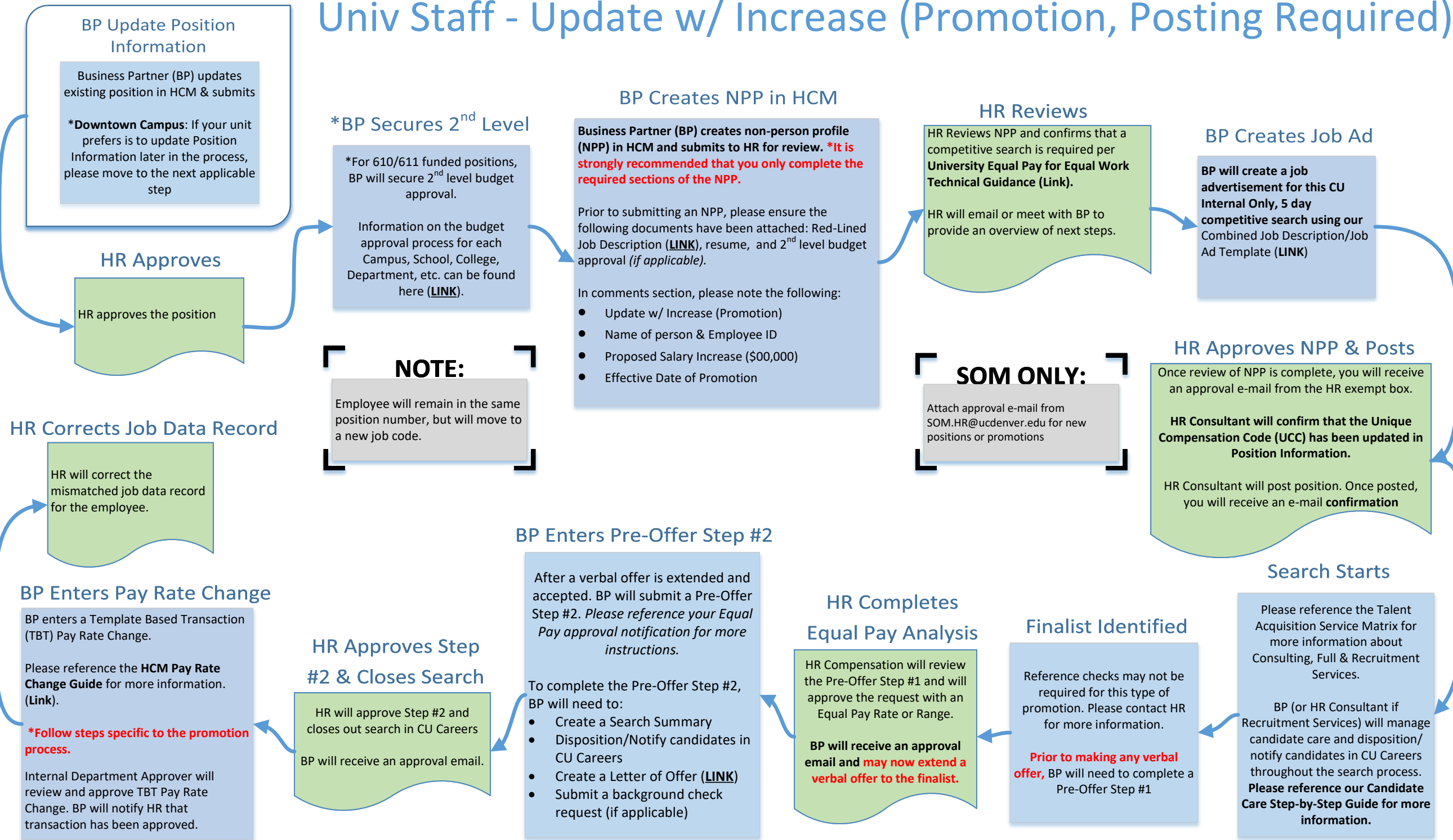
HR Compensation will review and will approve the request with an Equal Pay Rate or Range.

BP will receive an email update from HR.

HR Corrects Job Data Record

HR will correct the mismatched job data record for the employee.

Univ Staff - Update w/ Increase (Promotion, Posting Required)



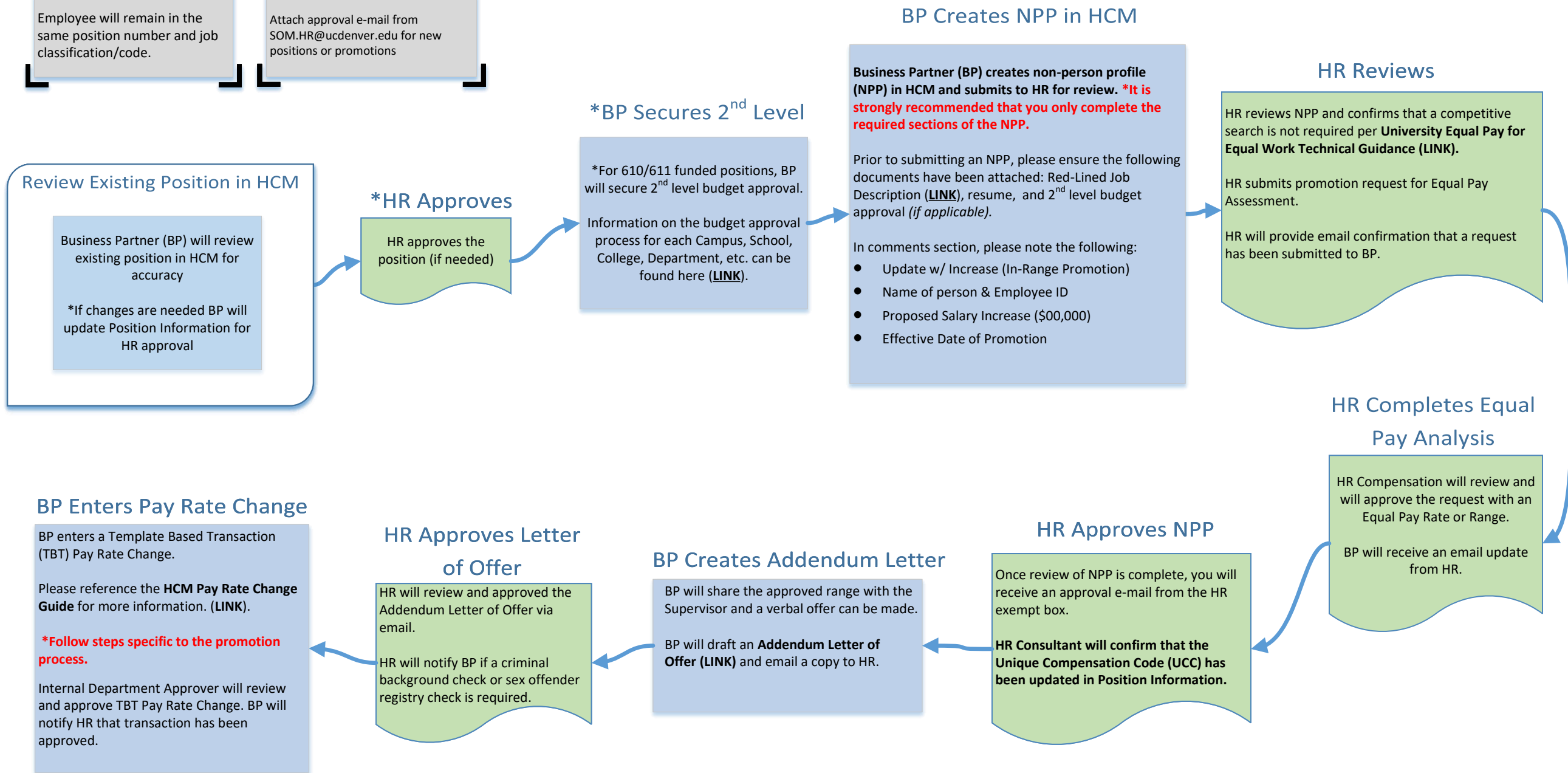
Univ Staff - Update w/ Increase (In-Range Adjustment, No Posting)

NOTE:

Employee will remain in the same position number and job classification/code.

SOM ONLY:

Attach approval e-mail from SOM.HR@ucdenver.edu for new positions or promotions



University Staff – Update Only

NOTE:

Employee will remain in current position number. No change in job code or compensation.

SOM ONLY:

Attach approval e-mail from SOM.HR@ucdenver.edu for new positions or promotions

Review Existing Position in HCM

Business Partner (BP) will review existing position in HCM for accuracy

*If changes are needed BP will update Position Information for HR approval

HR Approves

HR approves the position (if needed).

BP Creates NPP in HCM

Business Partner (BP) creates non-person profile (NPP) in HCM and submits to HR for review. ***It is strongly recommended that you only complete the required sections of the NPP.**

Prior to submitting an NPP, please ensure the following documents have been attached: Red-Lined Job Description ([LINK](#)).

In comments section, please note the following:

- Update Only
- Name of person & Employee ID

HR Approves NPP

Once review of NPP is complete, you will receive an approval e-mail from the HR exempt box.

HR Consultant will confirm that a Unique Compensation Code (UCC) has been entered into Position Information.

Student Worker (4100-4400 Job Code Series)– Hire/Rehire

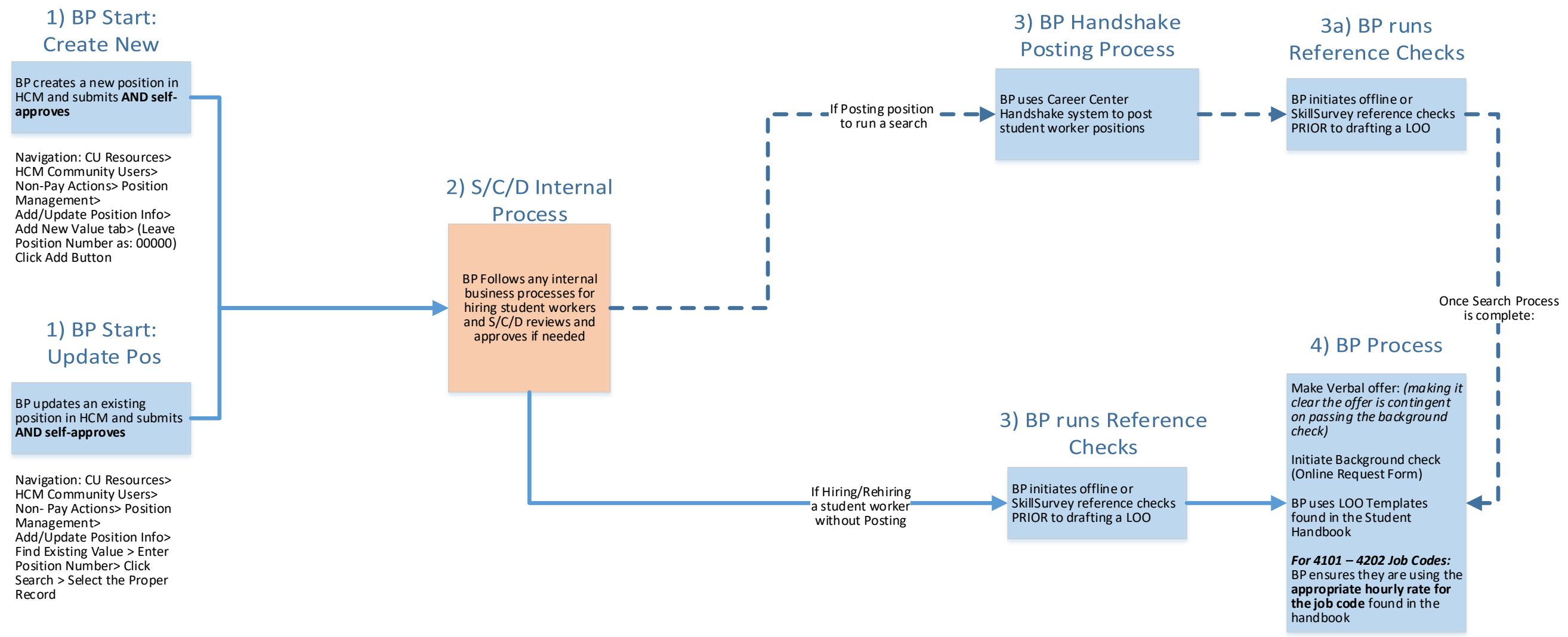
[Table of Contents](#)

NOTE:

Note: if position has been approved for work-study, it needs to reflect that in HCM.

Navigation: Main Menu > CU Student Info & Processes > CU Work Study Jobs > check both "Work Study Eligible Job" and "Active WS Job".

[Student Hourly Handbook](#)
[Work-Study Student Handbook](#)



Key:

NPP – Non-Person Profile
 BP – Business Partner (person initiating action)
 HCM – Human Capital Management
 HR OPS – Central HR Operations Team
 TAC – Talent Acquisition Consultant
 PDQ – Position Description Questionnaire
 S/C/D – School/College/Department
 LOO – Letter of Offer
 MQ – Minimum Qualifications
 PQ – Preferred Qualifications
 PMR – Personnel Matters Report

Other Links:

[HireRight I-9 E-Verify Access](#)
[BP Reason Code Guide for Position Information](#)

5) After Process:

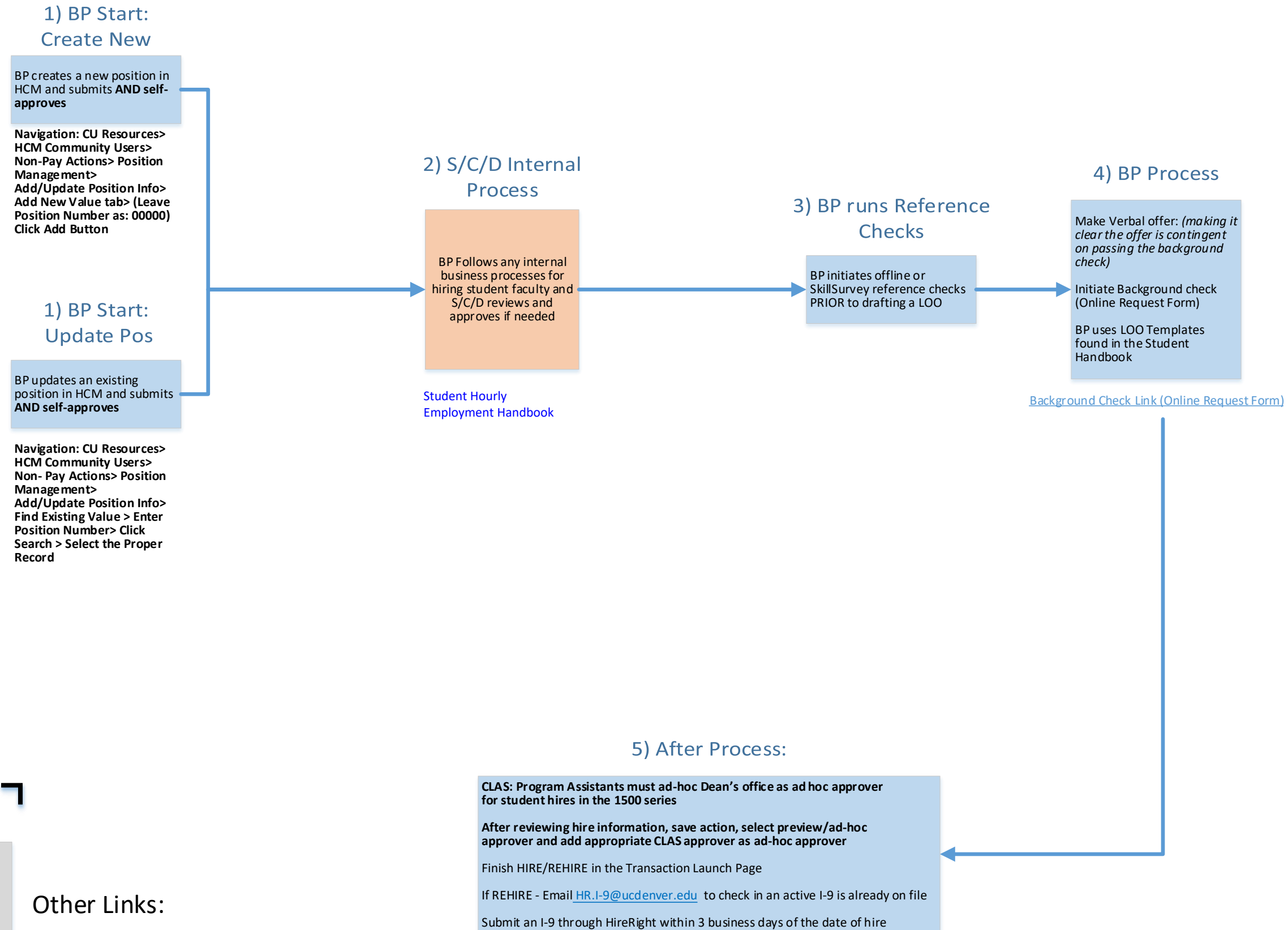
Finish HIRE/REHIRE in the Transaction Launch Page
 If REHIRE - Email HR.I-9@ucdenver.edu to check in an active I-9 is already on file
 Submit an I-9 through HireRight within 3 business days of the date of hire

Navigation: CU Resources> HCM Community Users> Transaction Launch Page tile

[Background Check Link \(Online Request Form\)](#)

Student Faculty (1500 Job Code Series)– Hire/Rehire

[Table of Contents](#)



Key:

NPP – Non-Person Profile
 BP – Business Partner (person initiating action)
 HCM – Human Capital Management
 HR OPS – Central HR Operations Team
 TAC – Talent Acquisition Consultant
 PDQ – Position Description Questionnaire
 S/C/D – School/College/Department
 LOO – Letter of Offer
 MQ – Minimum Qualifications
 PQ – Preferred Qualifications
 PMR – Personnel Matters Report

Other Links:

[HireRight I-9 E-Verify Access](#)

[BP Reason Code Guide for Position Information](#)

Navigation: CU Resources> HCM Community Users> Transaction Launch Page tile

9 Month Temporary Appointments – Hire a Pre-Identified Temp

[Table of Contents](#)

1) BP Submits Temp Questionnaire & Approval

Temporary Questionnaire and Approval – Submit online temporary questionnaire form for review (*HR will determine what job code is appropriate and will provide the proper letter of offer template*).

BP initiates offline or SkillSurvey reference checks PRIOR to drafting a LOO.

Initiate Background check (Online Request Form or CU Careers, HR Will determine if needed)

[Temporary Employee Questionnaire](#)

[Background Check Link \(Online Request Form\)](#)

2) HR Ops Reviews

HR OPS reviews the questionnaire and determines the Job Code.

HR OPS provides LOO Template

3) BP Start: Create New

BP Creates a new position in HCM and submits

Navigation: CU Resources> HCM Community Users > Non-Pay Actions > Position Management > Add/update Position Info > Add New Value Tab > (Leave Position Number as 00000) Click Add Button

3) BP Start: Update Pos

BP updates an existing position in HCM and submits

Navigation: CU Resources>HCM Community Users> Non-Pay Actions> Position Management>Add/Update Position Info> Find Existing Value > Enter Position Number> Click Search > Select the Proper Record

4) BP Process

BP Emails Position number to HR.NewTemp@ucdenver.edu for approval.

5) HR Ops Approves

HR Ops approves the position.

6) BP Process

BP uses the LOO template and submits a draft to their HR.NewTemp@ucdenver.edu to review.

[Classified Temp LOO](#)

[Exempt/Professional Temp LOO](#)

[Alternate Funding Temp LOO](#)

[Research Temp LOO](#)

7) HR Ops Approves

HR OPS reviews the draft LOO and sends approval email.

Nearing the 9 Months?

BP Enters a Termination Row to feed over to Job Data

12) HR Ops Approves the Hire

Once the signed LOO is sent back to HR Ops, they will review and approve the HIRE Transaction.

11) After Process is Completed:

Finish HIRE/REHIRE in the Transaction Launch Page.

HCM HIRE: Submit HIRE with signed copy of LOO sent to HR.NewTemp@ucdenver.edu.

Email HR.I-9@ucdenver.edu to check in an active I-9 is already on file.

Submit an I-9 through HireRight within 3 business days of the date of hire.

Navigation: CU Resources > HCM Community Users > Transaction Launch Page tile

10) BP HCM Process

NOTE – Department may need to update ePAR NPP before submitting a TBT Hire transaction.

9) HR Ops Reviews

HR Ops Reviews and approves the NPP.

8) BP Creates an NPP with an ePAR

Once Position Information is Approved – BP creates the NPP in HCM for temporary position and submits to HR for approval.

Select and complete all fields in the non-person profile (NPP).

Select **Valerie Vickers** as HR Consultant

Leave HR only page blank.

Email **ePAR number** to HR.NewTemp@ucdenver.edu

Navigation: CU Resources > HCM Community Users> Pay Actions > ePAR Non-Person Profile > Click Add

Key:

NPP –Non-Person Profile
 BP –Business Partner (person initiating action)
 HCM –Human Capital Management
 HR OPS –Central HR Operations Team
 TAC –Talent Acquisition Consultant
 PDQ –Position Description Questionnaire
 S/C/D –School/College/Department
 LOO –Letter of Offer
 MQ –Minimum Qualifications
 PQ –Preferred Qualifications
 PMR –Personnel Matters Report

Other Links:

[HireRight I-9 E-Verify Access](#)

[BP Reason Code Guide for Position Information](#)

9 Month Temporary Appointments – Begin Search

[Table of Contents](#)

1) BP Submits Temp Questionnaire & Approval

Temporary Questionnaire and Approval – Submit online temporary questionnaire form for review (*HR will determine what job code is appropriate and will provide the proper letter of offer template*).

BP initiates offline or SkillSurvey reference checks PRIOR to drafting a LOO.

Initiate Background check (Online Request Form or CU Careers, HR Will determine if needed)

2) HR Ops Reviews

HR OPS reviews the questionnaire and determines the Job Code.

3) BP Start: Create New

BP Creates a new position in HCM and submits

Navigation: CU Resources> HCM Community Users > Non-Pay Actions > Position Management > Add/update Position Info > Add New Value Tab > (Leave Position Number as 00000) Click Add Button

3) BP Start: Update Pos

BP updates an existing position in HCM and submits

Navigation: CU Resources>HCM Community Users> Non-Pay Actions> Position Management>Add/Update Position Info> Find Existing Value > Enter Position Number> Click Search > Select the Proper Record

4) BP Process

BP Emails Position number to HR.NewTemp@ucdenver.edu for approval.

5) HR Ops Approves

HR Ops approves the position.

6) BP Creates an NPP with an ePAR

Once Position Information is Approved – BP creates the NPP in HCM for temporary position and submits to HR for approval.

Select and complete all fields in the non-person profile (NPP).

Select **Valerie Vickers** as HR Consultant

Leave HR only page blank.

Note: Ensure you check the “feed to CU Careers” box.

Email ePAR number to HR.NewTemp@ucdenver.edu.

Navigation: CU Resources > HCM Community Users> Pay Actions > ePAR Non-Person Profile > Click Add

7) HR Ops Approves

HR OPS reviews draft and does final approval.

HR OPS will create a draft requisition and email the draft link to BP to edit.

[Temporary Employee Questionnaire](#)

12) BP HCM Process

Initiate Background Check (Online Request Form or CU Careers, HR will determine if needed).

When ready to hire:

1) Complete offer matrix in CU Careers and select **Valerie Vickers** as approver.

OR

2) Enter a TBT HIRE Action in HCM.

BP emails search summary AND offer letter to HR.NewTemp@ucdenver.edu.

NOTE – Department may need to update ePAR NPP before submitting an TBT HIRE.

[Background Check Link \(Online Request Form\)](#)

10) BP Runs Search and Reference Checks

BP ensures status for candidates (dispositions) is kept up-to-date and that candidates are notified of status throughout the process.

Once Finalist is identified: BP initiates offline **OR** SkillSurvey reference checks with HR OPS consultant **PRIOR** to making an offer.

BP finishes the unanswered questionnaire questions from Step 1.

9) HR Ops Posts to CU Careers

HR OPS will review the edits and once approved post it to CU Careers and email the BP the link to the posting.

8) BP CU Careers Process

BP edits posting in CU Careers.

Submit posting edits back to HR Ops.

11) BP Process:

BP uses the LOO template and submits a draft to their HR.NewTemp@ucdenver.edu to review.

[Classified Temp LOO](#)

[Exempt/Professional Temp LOO](#)

[Alternate Funding Temp LOO](#)

[Research Temp LOO](#)

Key:

NPP –Non-Person Profile
BP –Business Partner (person initiating action)
HCM –Human Capital Management
HR OPS –Central HR Operations Team
TAC –Talent Acquisition Consultant
PDQ –Position Description Questionnaire
S/C/D –School/College/Department
LOO –Letter of Offer
MQ –Minimum Qualifications
PQ –Preferred Qualifications
PMR –Personnel Matters Report

Other Links:

[HireRight I-9 E-Verify Access](#)

[BP Reason Code Guide for Position Information](#)

Nearing the 9 Months?

BP Enters a Termination Row to feed over to Job Data

15) HR Ops Approves Hire

Once the signed LOO is sent back to HR Ops, they will review and approve the HIRE Transaction.

14) After Recruitment is Completed:

Finish HIRE/REHIRE in the Transaction Launch Page.

CU CAREERS HIRE: Department must provide a signed copy of the LOO sent to HR.NewTemp@ucdenver.edu.

Submit an I-9 through HireRight within 3 business days of the date of hire.

Navigation: CU Resources > HCM Community Users > Transaction Launch Page tile

13) BP Routes LOO

BP receives background check approval email then:

BP routes LOO for all appropriate signatures (include the candidate’s signature).

Faculty – (1100- 1400 Job Code Series)- Begin Search

[Table of Contents](#)

1) BP Start: Create New

BP creates a new position in HCM and submits

Navigation: CU Resources> HCM Community Users> Non-Pay Actions> Position Management> Add/Update Position Info> Add New Value tab> (Leave Position Number as: 00000) Click Add Button

1) BP Start: Update Pos

BP updates an existing position in HCM and submits

Navigation: CU Resources> HCM Community Users> NonPay Action> Position Management> Add/Update Position Info> Find Existing Value > Enter Position Number> Click Search > Select the Proper Record

2) School/College approve

School/College approver will review

BP receives system generated email

Second level
Essential Functions Definitions

3) BP creates an ePAR Non-Person Profile (NPP)

Once Position Information is Approved - Business Partner (BP) creates non-person profile (job description) in HCM.

Faculty/Post-Docs:
HR.Faculty-Request@ucdenver.edu

PRAs, Sr. PRAs, Research Associates:
HR.PRA@ucdenver.edu

NOTE:
Complete all required fields or pages as indicated in the Guide for Faculty NPP Creation or you will receive an error message

NOTE:
- Salary Rate/Range must be listed per Equal Pay for Equal Work Act.
- Ensure you check the "Feed to CU Careers box"

Attachments:
Completed job description
Submit any 610/611 funding 2nd Level Justifications to the following and attach approvals:
Denver – Send e-mail Justification to: HR.2ndlevel@ucdenver.edu
SOM – Send e-mail Justification to: HR.2ndlevel@ucdenver.edu and copy SOM.HR@ucdenver.edu
Exceptions: College of Nursing, School of Pharmacy, Colorado School of Public Health, & School of Dental Medicine: Send e-mail Justification to HR.2ndlevel@ucdenver.edu and copy the Dean and Asst/Assoc. Dean of Finance

Navigation: CU Resources> HCM Community Users> Pay Actions> Document Collection> ePAR Non-Person Profile> Add OR Expert Add

4) School/College Review

School/College approver will review

SOM ONLY:
Cheryl Welch will review and approve NPP. HR OPS will then review and approve NPP. Then NPP feeds to CU Careers.

5) HR OPS Approves

HR OPS Reviews and does final approval. HR OPS will create the draft requisition and send an email with the requisition number and steps to edit the requisition.

6) BP Creates Posting

BP edits draft posting and sends back to HR OPS for review.

BP ensures search chair and at least 3 search committee members are identified

12) BP Routes LOO

BP receives background check approval email then:
BP routes LOO for all appropriate signatures within school (include the candidates signature)

11) HR OPS Closes Search

HR OPS reviews offer and MQs and sends approval email
HR OPS consultant closes out search in CU Careers
HR OPS Designates position as filled in CU Careers

10) When Search is Complete

Make Verbal offer: (making it clear the offer is contingent on passing the background check)

Initiate Background check for Finalist ONLY (Online Request Form, HR will determine if needed)

BP creates an offer in CU Careers and adds -HR Faculty consultant as Approver for offer
BP, dispositions candidates correctly, emails search summary and to HR OPS Consultant:

Faculty/Post-Docs – HR.Faculty-Request@ucdenver.edu

BP selects the proper LOO template from the HR or School/College website and fills out a draft.

DENVER – If Professor in title, route draft LOO to TAC Director to review

Faculty Hire Resources (LOO, Search Summary Etc...)
Background Check Link (Online Request Form)

9) BP runs reference checks

BP initiates offline OR SkillSurvey reference checks with HR OPS consultant (via emailing hr.faculty-request@ucdenver.edu) **PRIOR** to making an offer

8) BP runs search

BP updates status and notifies candidates of status change throughout the process.

7) HR Ops Reviews and Posts

HR OPS will review draft posting and then post the position to CU Careers. HR OPS will send the posting link to the BP.

13) BP Process- PMR

Emails PMR & signed LOO to Personnel.Matters@ucdenver.edu

This should be 7 days prior to the 1st or 15th prior to the candidates start date.
SOM – Sends PMR to Deans Office

14) After Recruitment is Completed

BP finishes HIRE/REHIRE in the Transaction Launch Page

Submit an I-9 through HireRight within 3 business days of the date of hire

School/College Approver will review and approve hiring action once saved and submitted

Navigation: CU Resources> HCM Community Users> Transaction Launch Page

15) School/College Review

School/College approver will review

Key:

NPP –Non-Person Profile
BP –Business Partner (person initiating action)
HCM –Human Capital Management
HR OPS –Central HR Operations Team
TAC –Talent Acquisition Consultant
PDQ –Position Description Questionnaire
S/C/D –School/College/Department
LOO –Letter of Offer
MQ –Minimum Qualifications
PQ –Preferred Qualifications
PMR –Personnel Matters Report

Other Links:

HireRight I-9 E-Verify Access- Link
BP Reason Code Guide for Position Information

Faculty (1100 – 1400 Job Code Series, excluding Professor Emeritus) – Promote current CU employees in your current department (Career Progression Promotion)

[Table of Contents](#)

NOTE:
Career Progression Promotions are natural progression promotions. There should be no Job Series change. Refer to EWEPA document (link)

3) BP creates an ePAR Non-Person Profile (NPP)

Once Position Information is Approved - Business Partner (BP) creates non-person profile (job description) in HCM.

Faculty/Post-Docs:
HR.Faculty-Request@ucdenver.edu
PRAs, Sr. PRAs, Research Associates:
HR.PRA@ucdenver.edu

In comments field include:

- First and last name
- Employee ID number (EID)
- Proposed salary
- Current position, new position

Attachments

- New job description
- Current Resume
- 2nd level approval (if applicable)

Submit any 610/611 funding 2nd Level Justifications to the following and attach approvals:

Denver – Send e-mail Justification to:
HR.2ndlevel@ucdenver.edu
SOM – Send e-mail Justification to: HR.2ndlevel@ucdenver.edu and copy SOM.HR@ucdenver.edu
Exceptions: College of Nursing, School of Pharmacy, Colorado School of Public Health, & School of Dental Medicine: Send e-mail Justification to
HR.2ndlevel@ucdenver.edu and copy the Dean and Asst/Assco Dean of Finance

NOTE:
Complete all required fields or pages as indicated in the Guide for Faculty NPP Creation or you will receive an error message

1) BP Start: Update Pos

BP updates an existing position in HCM and submits

Navigation: CU Resources> HCM Community Users> NonPay Actions> Position Management> Add/Update Position Info> Find Existing Value > Enter Position Number> Click Search > Select the Proper Record

2) School/College approve

School/College approver will review
BP receives system generated email

[Second level guide](#)
[Essential Functions definitions](#)

4) School/College Review

School/College approver will review

SOM ONLY:
Cheryl Welch will review and approve NPP. HR OPS will then review and approve NPP.

5) HR OPS Approves

HR OPS Reviews and does final approval. HR OPS will send an email with the approval

10) After Process is complete

Email HR.I-9@ucdenver.edu to check in an active I-9 is already on file

9) School/College Review

School/College approver will review and approve action once saved and submitted

8) BP Process in HCM

promotion with pay change: Action: Data Change Reason: Promotion
OR
Lateral with pay change: Action: Pay Rate Change Reason: Base Pay – Increase in Pay

Navigation: CU Resources> HCM Community Users> Transaction Launch Page> *Search Option = Job Change

7) BP Process- PMR

Emails PMR & signed LOO to Personnel.Matters@ucdenver.edu
This should be 7 days prior to the 1st or 15th prior to the candidates start date.
SOM – Sends PMR to Deans Office

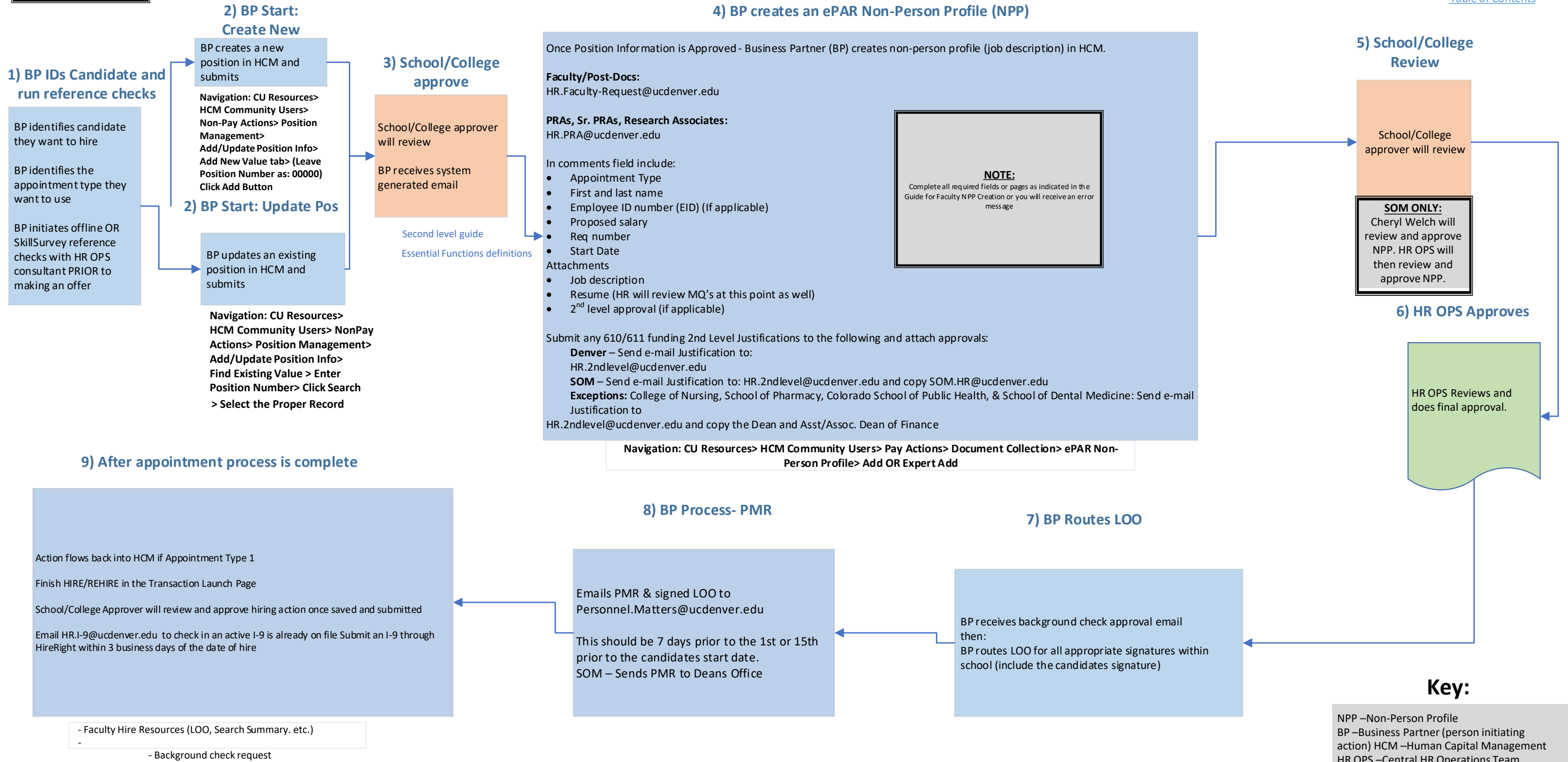
6) BP Routes LOO

BP receives background check approval email then:
BP routes LOO for all appropriate signatures within school (include the candidates signature)

Faculty (1100 – 1400 Job Code Series, excluding Professor Emeritus) – Appoint non-CU employee who qualifies based on previous search

[Table of Contents](#)

NOTE:
Previous search must match appointed position. Refer to EWEPA document for most up to date guidance (link)



Key:

NPP –Non-Person Profile
BP –Business Partner (person initiating action) HCM –Human Capital Management
HR OPS –Central HR Operations Team
TAC –Talent Acquisition Consultant
PDQ –Position Description Questionnaire
S/C/D –School/College/Department
LOO –Letter of Offer
MQ –Minimum Qualifications
PQ –Preferred Qualifications
PMR –Personnel Matters Report

Other Links:

HireRight I-9 E-Verify Access

BP Reason Code Guide for Position Information