

University of Colorado Denver|Anschutz Medical Campus

2016 Sexual Misconduct Survey Findings

Office of Equity

Spring, 2017



The Office of Equity – Serving CU Denver and Anschutz Medical Campus



Sarah J. Berg,
Deputy Title IX
Coordinator of
Prevention,
Training &
Outreach
Associate
Director of
Equity



Karey Duarte, JD,
Deputy Title IX
Coordinator of
Investigations
Associate
Director of
Equity




Lauren Fontana,
JD, Civil
Rights
Investigator



Callie Rennison,
PhD, 40%
time,
Director of
Equity and
Title IX
Coordinator



Will Dewese,
Deputy Title IX
Coordinator of
Remedies and
Protective
Measures
Associate
Director of
Equity



Shelby Shafto,
Half-time
Title IX and
Equity
Business
Coordinator



CU Denver | Anschutz Sexual Misconduct Survey Goals

Overarching Goal is to understand sexual misconduct in the context of our campus, and the views of resources associated with sexual misconduct.

Accomplished by four objectives:

- Estimate sexual misconduct experienced by students, and by faculty, staff, and affiliates (FSA) at CU Denver | Anschutz.
- Compare sexual misconduct estimates at CU Denver | Anschutz with CU Boulder estimates.
- Describe characteristics of sexual misconduct at CU Denver | Anschutz.
- Describe reporting practices, satisfaction with services and resources, or experiences with retaliation associated with sexual misconduct at CU Denver | Anschutz.



Five Types of Sexual Misconduct Examined (both on and off campus)

Sexual Misconduct

- Sexual Exploitation (6 behaviors)
- Sexual Harassment (14 behaviors)
- Intimate Partner Abuse (15 behaviors)
- Stalking (14 behaviors)
- Sexual Assault (11 behaviors)



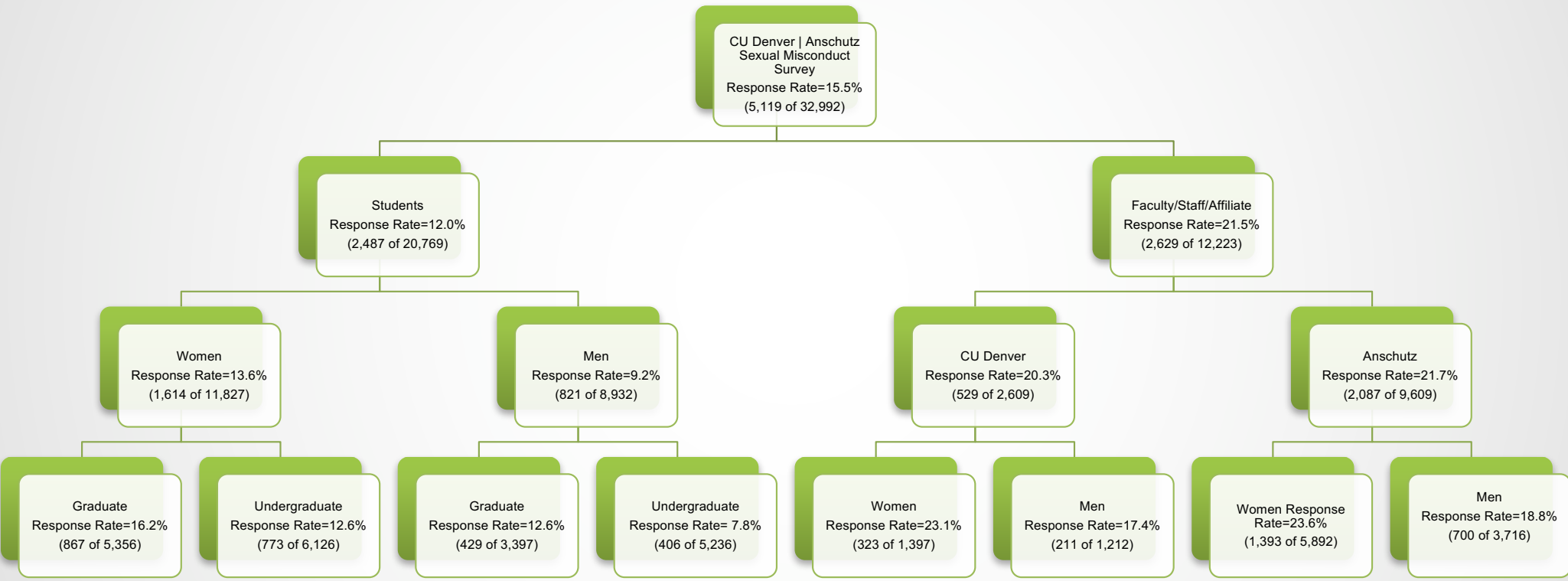
Type of Sexual Misconduct – brief descriptions

- **Sexual assault:** non-consensual sexual intercourse and non-consensual sexual contact
- **Sexual exploitation:** examples include sharing photos or video of someone in a sexual manner without their consent
- **Intimate partner abuse:** domestic or dating violence
- **Gender/sex-based stalking**
- **Sexual harassment:** *quid pro quo* and/or hostile environment
- Any **Retaliation** taken against those involved in the reporting process



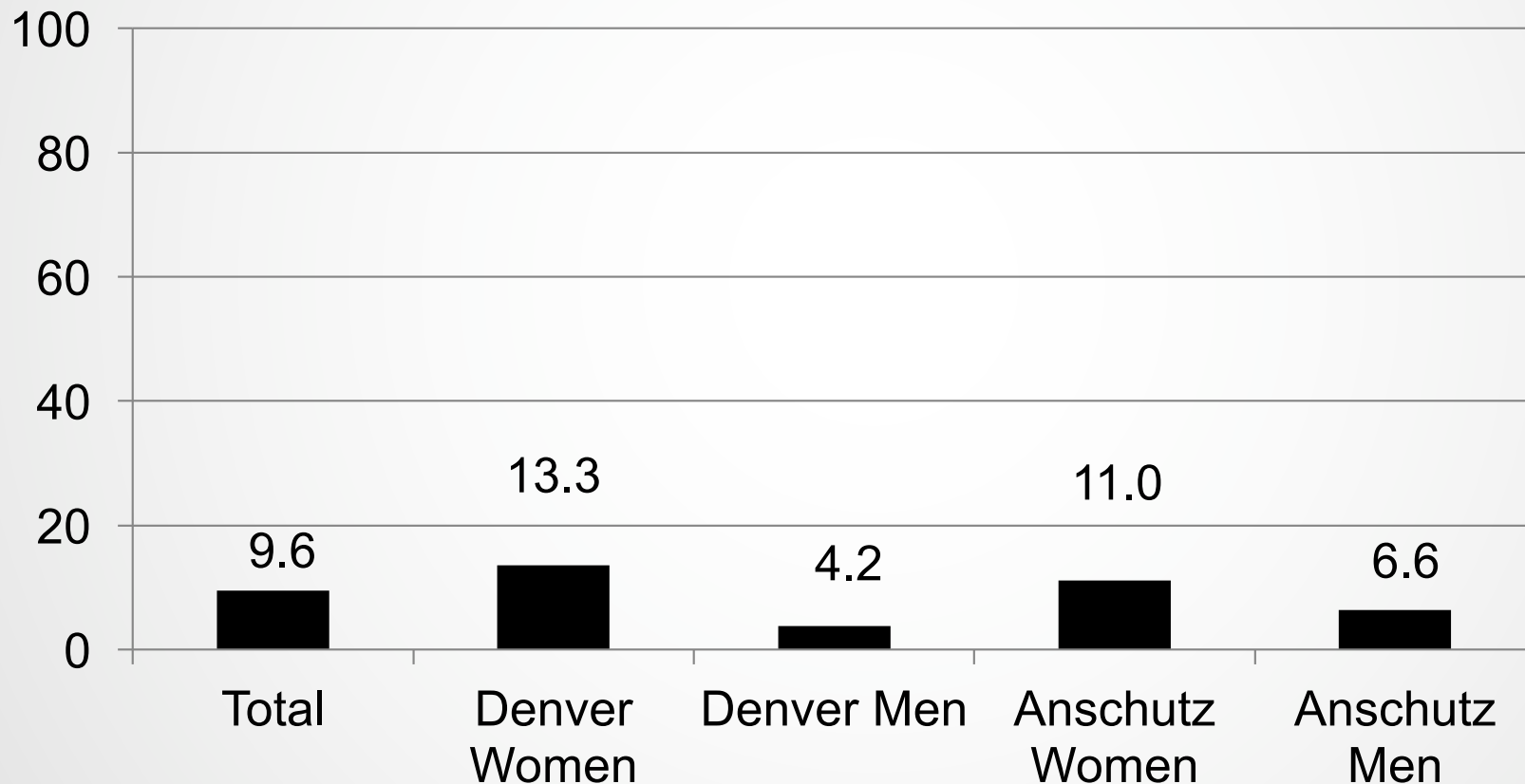
Overall Response Rate = 16%

(Ranges from 8% to 24%)



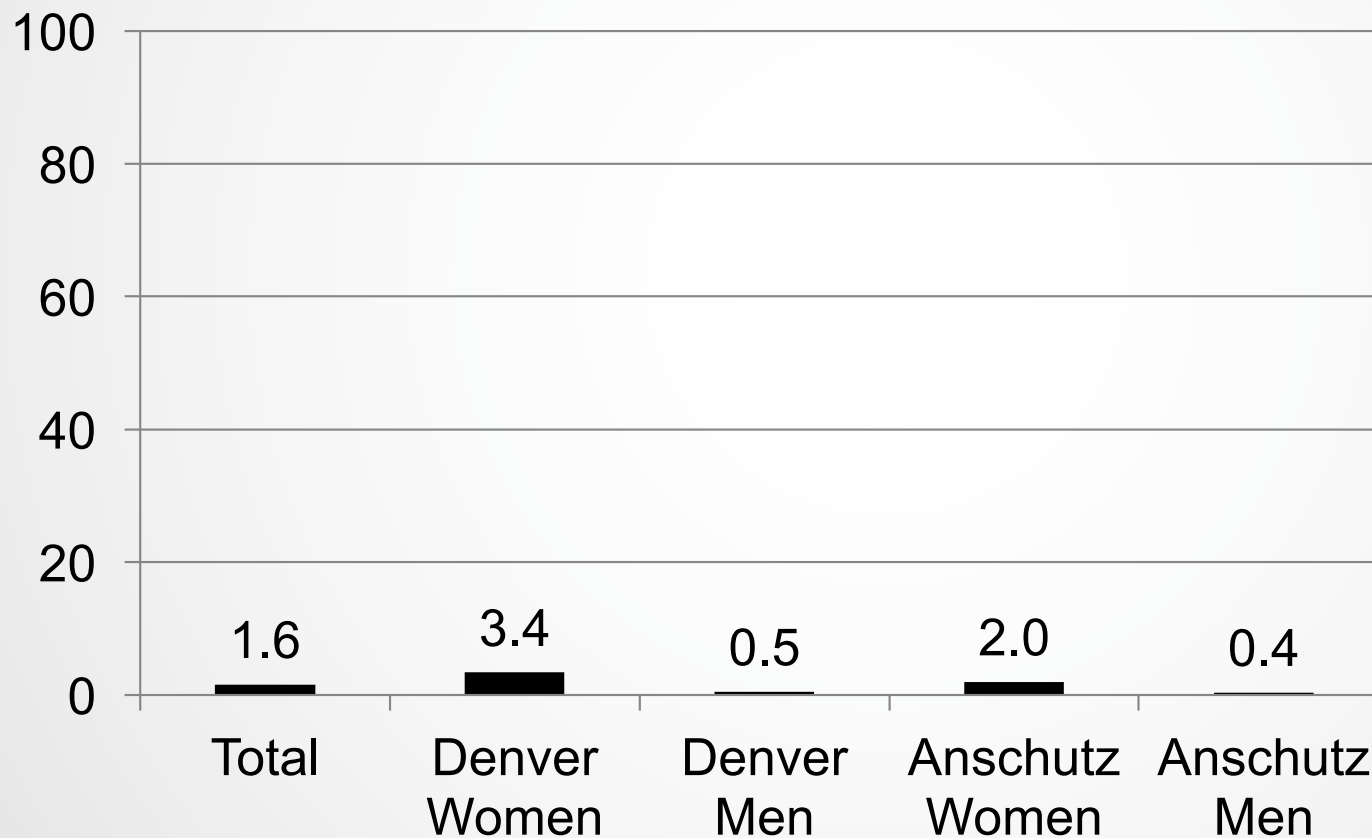
CU Denver | Anschutz Faculty/Staff/Affiliates (FSA) Experiencing Sexual Misconduct - %

(includes sexual exploitation, sexual harassment, intimate partner abuse, stalking and sexual assault – both on and off campus)



% FSA Experiencing Sexual Assault

(both on and off campus)



FSA Comparisons – Emory

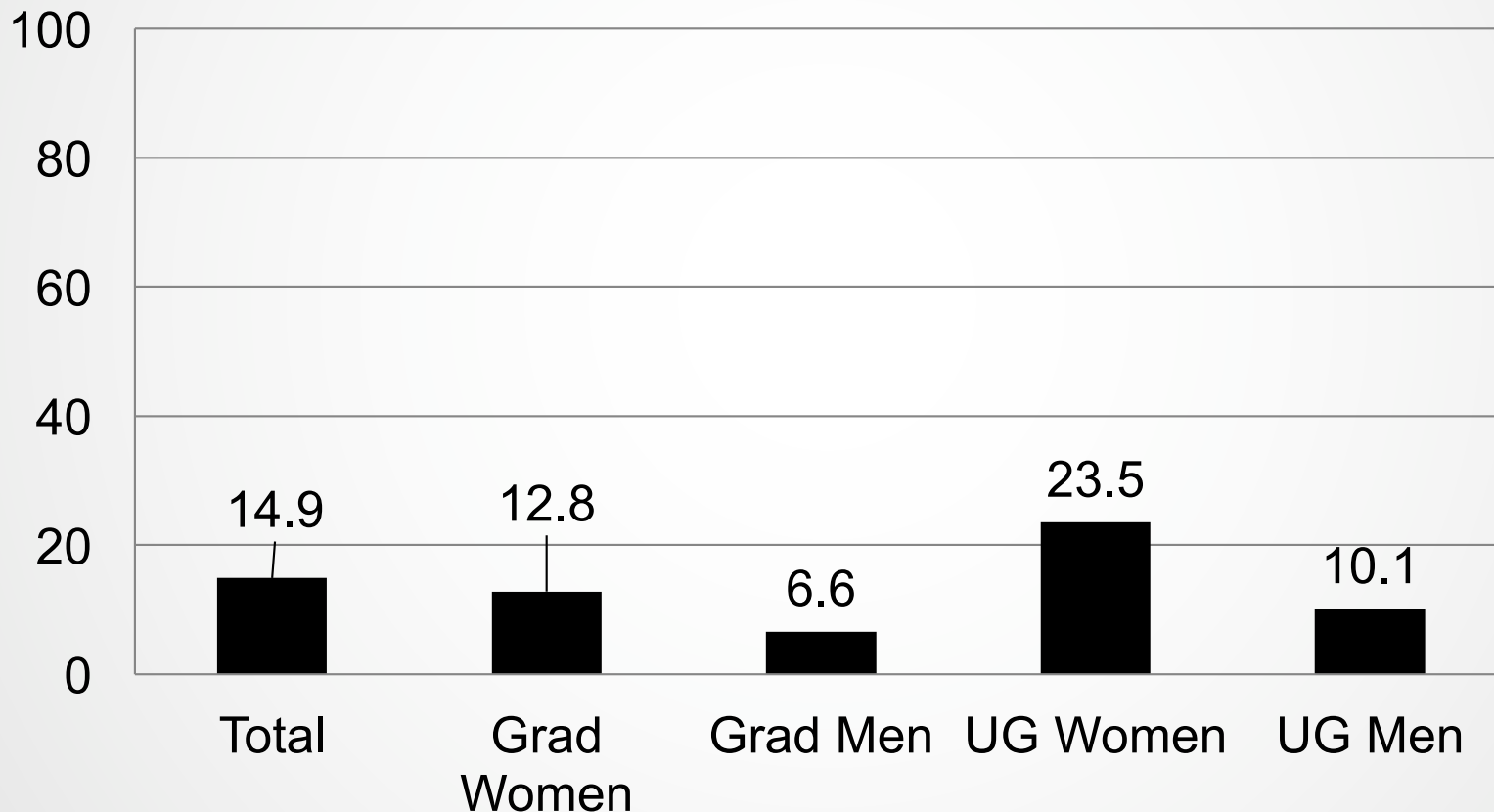
- Comparisons are challenging given differences in definitions, populations, and surveys.
- Emory surveyed staff and faculty in Oct 2015/16 and found
 - 24% response rate
 - 21 percent of respondents had witnessed or experienced some form of sexual harassment since coming to Emory, a continuum that can range from offensive jokes and comments to sexual quid pro quo.
 - Of those 2 percent said that they had used Emory’s formal procedures to report the incident.
 - 80%+ of faculty and 58% of staff expressed familiarity with Emory’s Equal Opportunity and Discrimination Harassment Policy and its Sexual Misconduct Policy,
 - 30% to 40% were uncomfortable with guiding a student through a disclosure process.



CU Denver | Anschutz Students

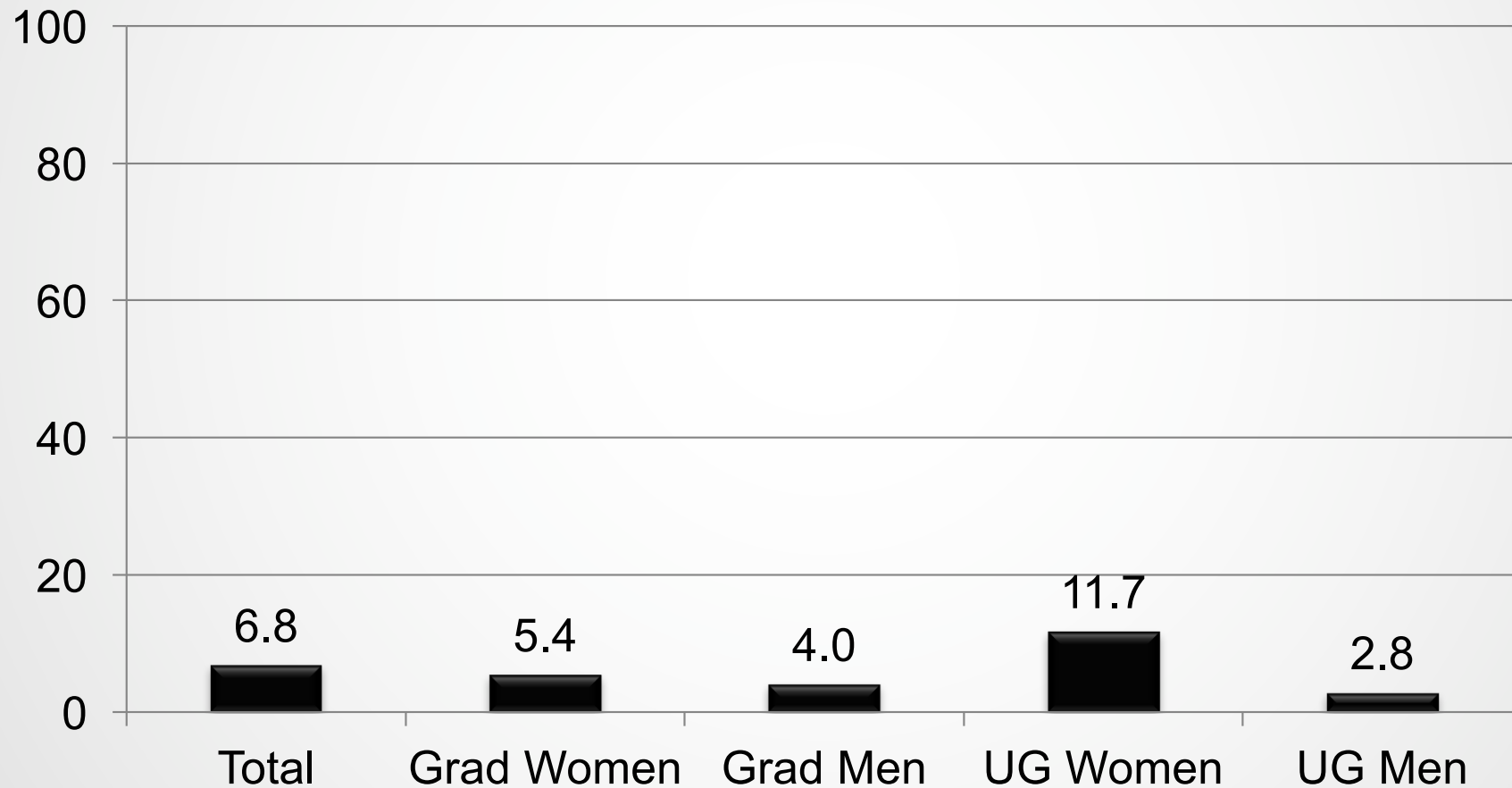
Experiencing Sexual Misconduct - %

(includes sexual exploitation, sexual harassment, intimate partner abuse, stalking and sexual assault – both on and off campus)



% CU Denver | Anschutz Students Experiencing Sexual Assault

(both on and off campus)



Student Comparisons

- Comparisons are challenging given differences in populations, samples, definitions, behaviors considered, etc.
- AAU 27 IHEs found that **11.7** percent of student reported experiencing nonconsensual sexual contact by physical force, threats of physical force, or incapacitation since they enrolled at their university (does not include intimate partner abuse or stalking).
 - Cornell University - among female UGs 23%; female grads 9%
 - Harvard University – among female UGs 26%; female grads 8%
 - Brown University – among female UGs 25%; female grads 8%



Comparisons and Literature Indicate...

- Sexual misconduct and violence is a societal issue
- Literature shows rates are higher among non-college individuals (of similar age)
- College aged students are a group with the highest risk of sexual misconduct (and other types of violence)
- UCD | Anschutz does not stand out as comparatively worse than other places – BUT we still have issues that must be addressed regardless of comparisons made



Focusing on Sexual Assault Only

(both on and off campus)



University of Colorado
Denver | Anschutz Medical Campus

RESPECT
EXPECTED.

College student victimization is not the same as campus victimization

- 48% of sexual assaults against FSA, occurred off-campus.
- 68% of sexual assaults against Students occurred off-campus.
- 15% of sexual assaults against AW FSA occurred in a university non-academic building (4 of 27).
- 11% of sexual assaults against UGW students occurred in a residence hall (7 of 65).
- 7% of sexual assaults against GW students occurred in a university campus academic building (3 of 41).



Most FSA and Students were sexually assaulted by a known person

(both on and off campus)

- 35% of sexual assaults against a FSA were committed by a friend; 28% by a person working at the university; and 11% by an intimate.
- 40% of sexual assaults against a student were committed by a friend; and 22% by an intimate.
- 17% of sexual assaults against a FSA were committed by a stranger.
- 28% of sexual assaults against a student were committed by a stranger.



Most sexual assaults (FSA+students) occurred in the Fall semester (both on and off campus)

- 58% (106 of the 183) occurred in the Fall.
- 6% (10 of the 183) occurred in the Winter
- 25% (46 of the 183) occurred in the Spring.
- 12% (21 of the 183) occurred in the Summer



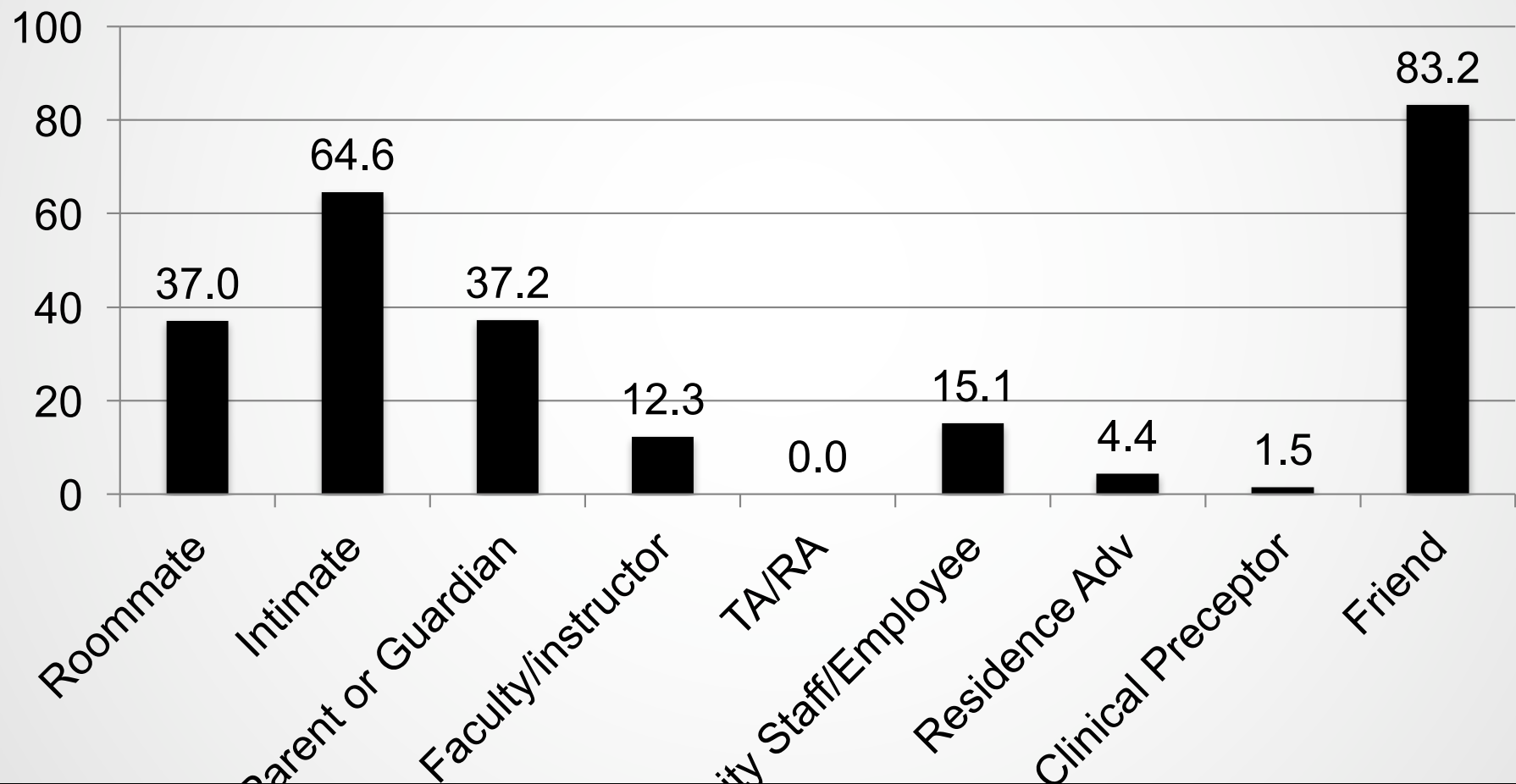
A majority of FSA and Students who were sexually assaulted told someone about it.

- 63% of Anschutz FSA told someone about the sexual assault (19 of 30).
- 75% of Denver FSA told someone about the sexual assault (9 of 12).
- 57% of Grad students told someone about the sexual assault (33 of 58).
- 51% of UG students told someone about the sexual assault (50 of 98).

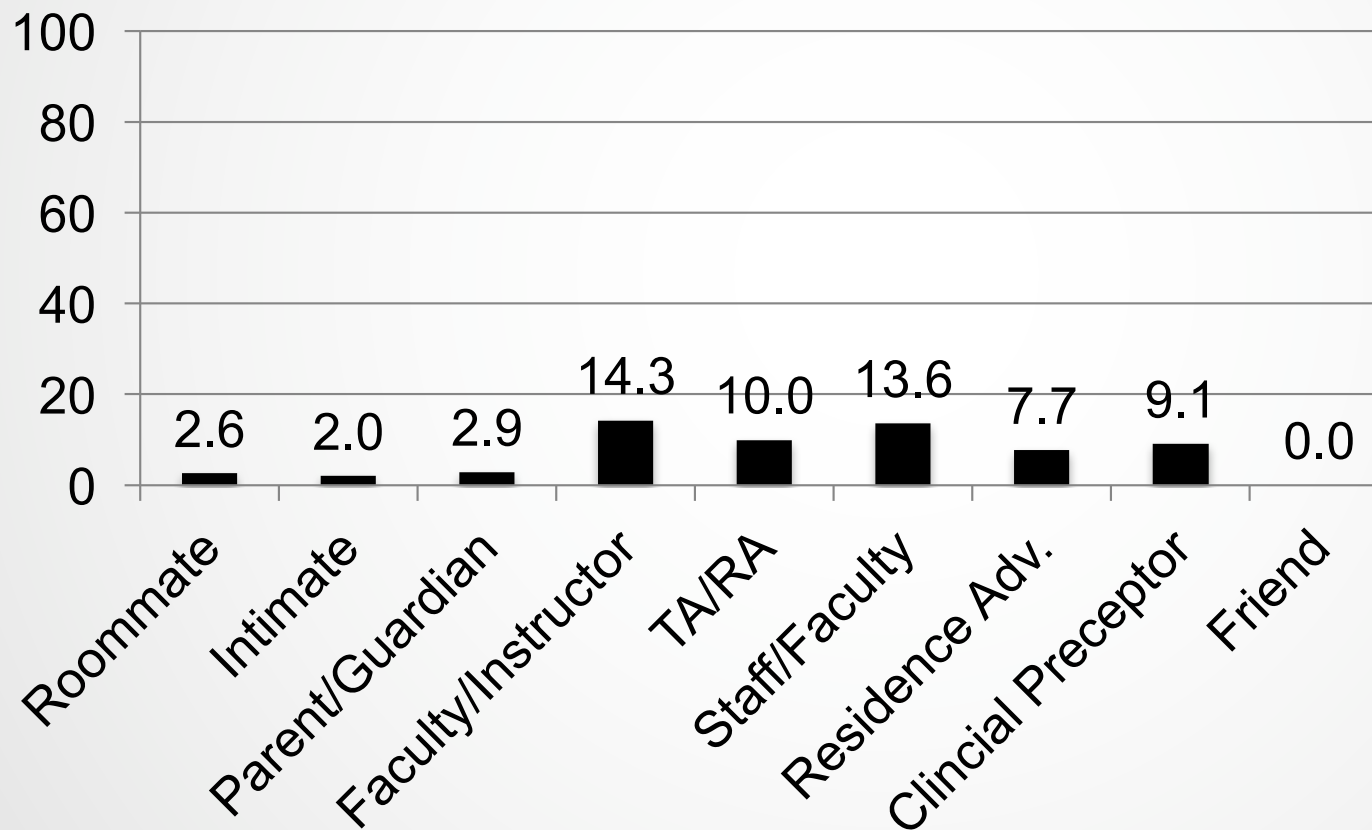
Top reason FSA did not report the sexual assault to university or police is because they “thought it was a private matter that I should handle on my own” (43%)

Top reason students did not report the sexual assault was not reported to university or police is because the victim “didn’t think it was serious enough to report” (41%)

Who Victims Told About Sexual Assaults (Excluding Official Reporting) – All Victims



Small % of those who were told officially reported it - All Victims



Actions

- Ramp up training, education and marketing about the work of the Office of Equity
 - Where the Office of Equity is, and what it does.
 - Improve understanding of campus resources, reporting options, and procedures.
 - Enhance the Office of Equity website.
- Working with a national group, a bystander survey was fielded to students in April 2017.
- Conduct focus groups with key participants



Questions?

- **Anschutz Medical Campus** - Education 2 North
13120 E 19th Ave, Room 5221
Aurora, CO 80045
- **Denver Campus** - Lawrence Street Center
1380 Lawrence Street, 12th floor (rooms 1238-1226)
Denver, CO 80217
Campus Box 187
- Feel free to email us at Equity@ucdenver.edu, or call us at 303-315-2567.
- Email me directly at callie.rennison@ucdenver.edu

